

ST. LAWRENCE COUNTY INDUSTRIAL DEVELOPMENT AGENCY  
 Resolution No. IDA-18-03-10  
 March 28, 2018

**ACCEPTING FY2017 SLCIDA AUDIT**

**WHEREAS**, on October 22, 2015 the St. Lawrence County Industrial Development Agency appointed Pinto, Mucenski, Hooper, VanHouse & Co. as its independent audit firm for the fiscal years 2015 through 2017, and

**WHEREAS**, the firm has prepared and provided the following report (attached):

St. Lawrence County Industrial Development Agency  
 Financial Statements and Supplementary Information  
 For the Years Ended December 31, 2017 and 2016

**NOW, THEREFORE, BE IT RESOLVED** that the St. Lawrence County Industrial Development Agency accepts said report and directs its staff to remit payment to Pinto, Mucenski, Hooper, VanHouse & Co. in accordance with the terms set forth in St. Lawrence County Industrial Development Agency Resolution No. 15-10-29, and

**BE IT FURTHER RESOLVED** that the SLCIDA shall cause this report to be forwarded to:

- St. Lawrence County Treasurer
- St. Lawrence County Legislative Chairman
- New York State Department of Economic Development
- New York State Office of the Comptroller, Bureau of Municipal Research and Statistics
- New York State Authorities Budget Office

Move:	LaBaff			
Second:	McMahon			
<b>VOTE</b>	<b>AYE</b>	<b>NAY</b>	<b>ABSTAIN</b>	<b>ABSENT</b>
Blevins	X			
Hall				X
Hooper	X			
LaBaff	X			
McMahon	X			
Staples	X			
Morrill				X

I HEREBY CERTIFY that I have compared this copy of this Resolution with the original record in this office, and that the same is a correct transcript thereof and of the whole of said original record.

/s/

Lori Sibley  
 March 28, 2018

**ST. LAWRENCE COUNTY  
INDUSTRIAL DEVELOPMENT AGENCY**

**FINANCIAL STATEMENTS  
AND SUPPLEMENTARY INFORMATION  
YEARS ENDED DECEMBER 31, 2017 AND 2016**

## TABLE OF CONTENTS

	<u>Page</u>
INDEPENDENT AUDITOR'S REPORT	1 - 3
MANAGEMENT'S DISCUSSION AND ANALYSIS	4 - 7
FINANCIAL STATEMENTS	
Statements of Net Position December 31, 2017 and 2016	8
Statements of Revenues, Expenses, and Changes in Net Position for the Years Ended December 31, 2017 and 2016	9
Statements of Cash Flows for the Years Ended December 31, 2017 and 2016	10
Notes to Financial Statements	11 - 30
SUPPLEMENTARY INFORMATION	
Required Supplementary Information	31
Schedule of Proportionate Share of the Net Pension Liability and Schedule of Local Government Contributions	32
Supplementary Information	33
Schedules of Revenues and Expenses by Project	34
Schedules of Operating Expenses	35
REPORT ON INTERNAL CONTROL AND COMPLIANCE	36 - 37



Pinto·Mucenski·Hooper  
Van House & Co.  
Certified Public Accountants, P.C.

301 Ford Street  
P.O. Box 327  
Ogdensburg, NY 13669  
(315) 393-7502  
Fax: (315) 393-9231  
[www.pmhvcpa.com](http://www.pmhvcpa.com)

## INDEPENDENT AUDITOR'S REPORT

Board of Directors  
St. Lawrence County Industrial Development Agency  
Canton, New York

### **Report on the Financial Statements**

We have audited the accompanying financial statements of the St. Lawrence County Industrial Development Agency (Agency), a component unit of St. Lawrence County, New York, as of and for the years ended December 31, 2017 and 2016 and the related notes to the financial statements, which collectively comprise the Agency's basic financial statements as listed in the table of contents.

### ***Management's Responsibility for the Financial Statements***

Management is responsible for the preparation and fair presentation of these financial statements in accordance with accounting principles generally accepted in the United States of America; this includes the design, implementation, and maintenance of internal control relevant to the preparation and fair presentation of financial statements that are free from material misstatement, whether due to fraud or error.

### ***Auditor's Responsibility***

Our responsibility is to express an opinion on these financial statements based on our audits. We conducted our audits in accordance with auditing standards generally accepted in the United States of America and the standards applicable to financial audits contained in *Government Auditing Standards*, issued by the Comptroller General of the United States. Those standards require that we plan and perform the audits to obtain reasonable assurance about whether the financial statements are free from material misstatement.

An audit involves performing procedures to obtain audit evidence about the amounts and disclosures in the financial statements. The procedures selected depend on the auditor's judgment, including the assessment of the risks of material misstatement of the financial statements, whether due to fraud or error. In making those risk assessments, the auditor considers internal control relevant to the entity's preparation and fair presentation of the financial statements in order to design audit procedures that are appropriate in the circumstances, but not for the purpose of expressing an opinion on the effectiveness of the entity's internal control. Accordingly, we express no such opinion. An audit also includes evaluating the appropriateness of accounting policies used and the reasonableness of significant accounting estimates made by management, as well as evaluating the overall presentation of the financial statements.

We believe that the audit evidence we have obtained is sufficient and appropriate to provide a basis for our audit opinion.

### ***Opinion***

In our opinion, the financial statements referred to above present fairly, in all material respects, the financial position of the St. Lawrence County Industrial Development Agency, as of December 31, 2017 and 2016, and the changes in its financial position, and its cash flows for the years then ended in accordance with accounting principles generally accepted in the United States of America.

### ***Other Matters***

#### ***Required Supplementary Information***

Accounting principles generally accepted in the United States of America require that the management's discussion and analysis on Pages 4 through 7, the Schedule of Proportionate Share of the Net Pension Liability and Schedule of Local Government Contributions on Page 32 be presented to supplement the basic financial statements. Such information, although not a part of the basic financial statements, is required by the Governmental Accounting Standards Board, who considers it to be an essential part of financial reporting for placing the basic financial statements in an appropriate operational, economic, or historical context. We have applied certain limited procedures to the required supplementary information in accordance with auditing standards generally accepted in the United States of America, which consisted of inquiries of management about the methods of preparing the information and comparing the information for consistency with management's responses to our inquiries, the basic financial statements, and other knowledge we obtained during our audit of the basic financial statements. We do not express an opinion or provide any assurance on the information because the limited procedures do not provide us with sufficient evidence to express an opinion or provide any assurance.


### ***Other Information***

Our audits were conducted for the purpose of forming an opinion on the financial statements that collectively comprise the St. Lawrence County Industrial Development Agency's basic financial statements. The Schedules of Revenues and Expenses by Project on Page 34 and the Schedules of Operating Expenses on Page 35 are presented for purposes of additional analysis and are not a required part of the basic financial statements.

The Schedules of Revenues and Expenses by Project and the Schedules of Operating Expenses are the responsibility of management and were derived from and relate directly to the underlying accounting and other records used to prepare the basic financial statements. Such information has been subjected to the auditing procedures applied in the audit of the basic financial statements and certain additional procedures, including comparing and reconciling such information directly to the underlying accounting and other records used to prepare the basic financial statements or to the basic financial statements themselves, and other additional procedures in accordance with auditing standards generally accepted in the United States of America. In our opinion, the schedules are fairly stated in all material respects in relation to the basic financial statements as a whole.

**Other Reporting Required by *Government Auditing Standards***

In accordance with *Government Auditing Standards*, we have also issued our report dated March 7, 2018, on our consideration of the Agency's internal control over financial reporting and on our tests of its compliance with certain provisions of laws, regulations, contracts, and grant agreements and other matters. The purpose of that report is to describe the scope of our testing of internal control over financial reporting and compliance and the results of that testing, and not to provide an opinion on internal control over financial reporting or on compliance. That report is an integral part of an audit performed in accordance with *Government Auditing Standards* in considering the Agency's internal control over financial reporting and compliance.

  
Pauto Mucinski Hooper Van House & Co.  
Certified Public Accountants, P.C.

March 7, 2018

## MANAGEMENT'S DISCUSSION AND ANALYSIS

Our discussion and analysis of the St. Lawrence County Industrial Development Agency's financial performance provides an overview of the Agency's financial activities for the fiscal year ended December 31, 2017. Please read it in conjunction with the Agency's financial statements.

### HIGHLIGHTS

#### Financial Highlights

- Total Assets were decreased by \$ 3,103,579 primarily due to the reduction in the grant receivable for the Newton Falls Rail Project.
- Total Liabilities decreased by \$ 2,863,845 primarily due to paying off debt acquired for funding the Newton Falls Rail Project.

#### Agency Highlights

- February 2017. The Agency conducted annual reviews of the Disposition of Real Property Guidelines.
- March 2017. The Agency conducted annual reviews of the 2016 Report of Property, and authorized modifications to the FY2016 Budget. The Agency also authorized an amendment to the Technical Services Agreement with Development Authority of the North Country (DANC) for the J&L Project, authorized an application to the USDA Rural Business Development Grant program for LC Drives, and authorized financial assistance to Canexsys Networks, Inc. for a Sales and Use Tax Exemption.
- April 2017. The Agency authorized a change order to the construction contract for the Newton Falls Rail Rehabilitation work and authorized Mohawk Adirondack and Northern Rail as Agent for the National Border Regional Commission (NBRC) & Federal Railroad Administration (FRA) grants for the Newton Falls Rehabilitation project.
- May 2017. The Agency authorized accepting a provision for a grant from the NYS DOT for the benefit of Benson Mines for \$ 500,000. The Agency also authorized Post-Issuance Compliance Procedures for Tax-Exempt Bond Issuances.
- June 2017. The Agency accepted a final authorizing resolution for NY Power Tools, Inc. lease/Purchase and PILOT, accepted modifications to the Canexsys Networks Inc. Project, adopted a Standard Workday Reporting Resolution and amended a technical services agreement with DANC for the J&L rehabilitation project.
- August 2017. The Agency authorized accepting an application submitted by CIVES Steel and accepting SEQRA.
- September 2017. The Agency approved its 2017 tentative budget, authorized amendments to the Procurement Policy, reviewed the Conflicts of Interest Policy, amended the Affirmative Action Plan, authorized the CEO & CFO to make monetary transfers, amended the Electronic Technology–Usage and Monitoring Policy, authorized the Comprehensive Economic Development Strategy and accepted an application from Thew Associates PE-LS, PLLC for Sales and Use Tax Exemption.
- October 2017. The Agency approved its 2018 budget, authorized an agreement with the City of Ogdensburg regarding the Newell Building Restore NY application, authorized a lease for the Canton Industrial Building with Parker Maple Farms, Inc., authorized modifications to the scope of work for the RBEG grants awarded to High Peaks Winery and North Country Grown Cooperative, LLC, and approved a Sales and Use Tax Exemption to Atlantic Testing Laboratories, LTD.

- November 2017. The Agency accepted application for assistance from Corning, Inc. and Titan Mining Corporation.
- December 2017. The Agency conducted annual reviews of the Investment Policy & Authorization of Depositories, and authorized modifications to the building lease with Parker Maple Farms, Inc.

## USING THIS ANNUAL REPORT

This annual report consists of three parts: Management's Discussion and Analysis, Financial Statements, Required Supplementary Information and other Supplementary Information. The Financial Statements also include notes that explain in more detail some of the information in the financial statements.

## OVERVIEW OF FINANCIAL STATEMENTS

This discussion and analysis is intended to serve as an introduction to the Agency's basic financial statements. The financial statements of the Agency report information using accounting methods similar to those used by private-sector companies. These statements provide both long-term and short-term information about the Agency's overall financial status. The Agency's basic financial statements include a Statement of Net Position; a Statement of Revenues, Expenses and Changes in Net Position; and a Statement of Cash Flows. The financial statements also include notes that are considered essential to a full understanding of the data that is being presented on the statements.

The *Statements of Net Position* presents information on all of the Agency's assets, deferred outflows of resources and liabilities and deferred inflows of resources, with the difference between the assets plus deferred outflows of resources less liabilities and deferred inflows of resources reported as net position. Over time, increases or decreases in net position may serve as a useful indicator of whether the financial position of the Agency is improving or deteriorating.

The *Statements of Revenues, Expenses and Changes in Net Position* account for all of the current year's revenues and expenses. This statement measures the success of the Agency's operations over the past year and can be used to determine whether the Agency has successfully recovered all of its costs. It provides the user with basic financial information about the profitability and credit worthiness.

The *Statement of Cash Flows* provides information about the Agency's cash receipts and cash payments during the fiscal year. The statement reports cash receipts, cash payments and net changes in cash resulting from operating; noncapital financing; capital and related financing; and investing activities. The purpose of this statement is to tell the user where the Agency's cash came from, what the cash was used for, and by how much the cash balance changed over the course of the fiscal year.

**Notes to the financial statements.** The notes provide additional information that is essential to a full understanding of the data provided in the financial statements.

**Required Supplementary Information.** This information is required in connection with the Agency's pension plan held with New York State and Local Employees' Retirement System. The purpose of Required Supplementary Information presented on page 32 is for additional analysis only.

**Other Supplementary Information.** In addition to the basic financial statements and accompanying notes, this report presents Supplementary Schedules, which are presented for purposes of additional analysis only.



## FINANCIAL ANALYSIS

Net position may serve over time as a useful indicator of a government agency's financial position. In the case of the Agency, net position is \$ 6,181,309 as of December 31, 2017.

The Agency's financial position is the product of several financial transactions including the net results of activities, the acquisition and payment of debt, the acquisition and disposal of capital assets, and the depreciation of capital assets.

The following tables present a summary of the Agency's derivation of net position for the fiscal year ended December 31, 2017.

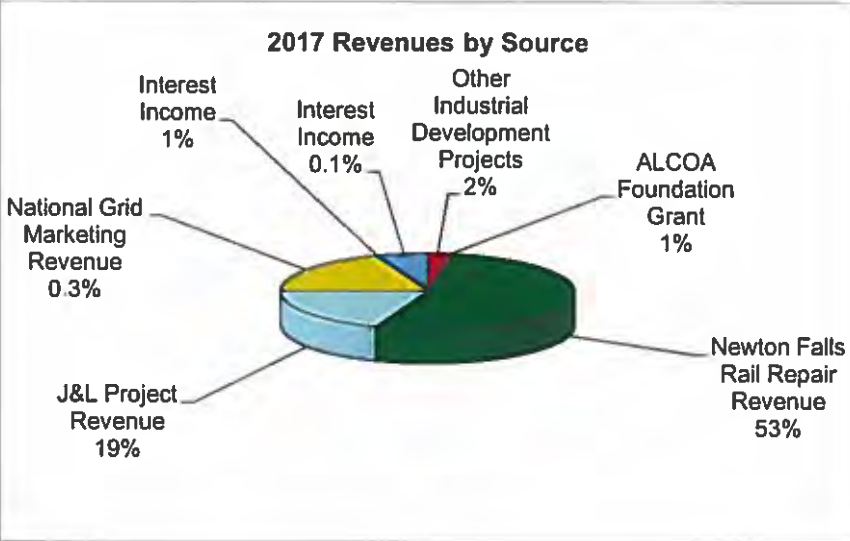
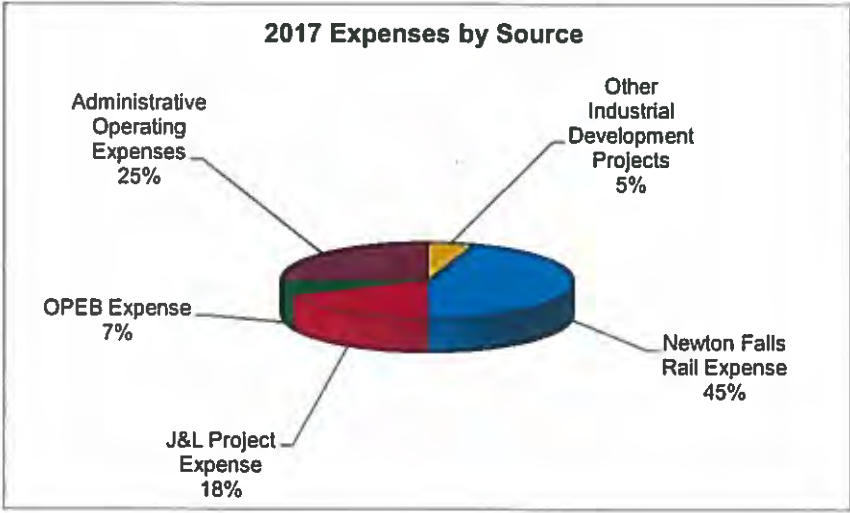
**Table 1**

	2017	2016
Total Current Assets	\$ 6,188,532	\$ 9,112,272
Total Fixed Assets (Net)	2,955,048	3,430,752
Total Other Assets	559,349	263,484
Total Assets	9,702,929	12,806,508
Deferred Outflow - Pension	132,332	336,761
	<u>\$ 9,835,261</u>	<u>\$ 13,143,269</u>
Total Liabilities	\$ 3,592,021	\$ 6,455,866
Deferred Inflow - Pension	61,931	67,071
Total Net Position	6,181,309	6,620,332
	<u>\$ 9,835,261</u>	<u>\$ 13,143,269</u>

Changes in the Agency's Net Position can be determined by reviewing the following condensed Statement of Revenues, Expenses, and Changes in Net Position at the end of the year.

**Table 2**

	2017	2016
Total Industrial Development		
Project Revenue	\$ 1,521,353	\$ 7,060,644
Total Other Revenue	609,156	805,007
Total Revenue	<u>2,130,509</u>	<u>7,865,651</u>
Total Industrial Development		
Project Expenses	1,810,812	7,075,438
Total Administrative Expenses	758,720	687,818
Total Expenses	<u>2,569,532</u>	<u>7,763,256</u>
Excess (Deficiency)	(439,023)	102,395
Implementation of GASB 68	-	(33,592)
Change in Net Position	(439,023)	68,803
Net Position - Beginning of Year	<u>6,620,332</u>	<u>6,551,529</u>
Net Position - End of Year	<u>\$ 6,181,309</u>	<u>\$ 6,620,332</u>



**CASH AND INVESTMENT POLICY**

The St. Lawrence County Industrial Development Agency finds it necessary to place funds in various deposit accounts or certificates of deposit. Article 18A, Section 858(14) of the State General Municipal Law authorizes the Agency to designate depositories. In accordance with this Article, five (5) banks are designated as depositories for Agency funds. Rates are competitively procured for each deposit, with no more than 60% of its total investments in any one institution.

**CONTACTING THE AGENCY’S FINANCIAL MANAGEMENT**

This financial report is designed to provide our citizens, customers and creditors with a general overview of the Agency’s finances and to demonstrate the Agency’s accountability for the money it receives. If you have questions about this report or need additional financial information, contact the Agency’s Chief Executive Officer at 19 Commerce Lane, Suite 1, Canton, New York 13617.

ST. LAWRENCE COUNTY INDUSTRIAL DEVELOPMENT AGENCY

STATEMENTS OF NET POSITION  
DECEMBER 31, 2017 AND 2016

	<u>12/31/2017</u>	<u>12/31/2016</u>
<b>ASSETS</b>		
<b>Current Assets</b>		
Cash and Cash Equivalents	\$ 1,900,675	\$ 1,230,779
Cash - Interest Bearing (Special Reserve)	2,000,000	2,000,000
Accounts Receivable	5,398	32,607
Accrued Interest Receivable	604	686
Grant Receivable	2,198,629	5,737,824
Leases Receivable	6,803	55,750
Capital Lease Receivable	65,259	36,729
Prepaid Expenses	11,164	17,897
Total Current Assets	<u>6,188,532</u>	<u>9,112,272</u>
<b>Long-Term Assets</b>		
Capital Assets		
Nondepreciable	458,343	458,343
Depreciable, Net of Accumulated Depreciation	2,496,705	2,972,409
Leases Receivable, Net of Current Portion	39,117	1,491
Capital Lease Receivable, Net of Current Portion	520,232	261,993
Total Long-Term Assets	<u>3,514,397</u>	<u>3,694,236</u>
Total Assets	<u>9,702,929</u>	<u>12,806,508</u>
<b>Deferred Outflows of Resources - Pension</b>	<u>132,332</u>	<u>336,761</u>
<b>LIABILITIES</b>		
<b>Current Liabilities</b>		
Rental and Refundable Deposits	-	1,000
Accrued Expenses - Other	4,271	622,578
Deferred Revenue	28,957	48,200
Long Term Debt - Current Portion	1,086,077	3,208,200
Total Current Liabilities	<u>1,119,305</u>	<u>3,879,978</u>
<b>Long-Term Liabilities</b>		
Compensated Absences	182,981	169,084
Postemployment Benefits Other Than Pensions	910,104	745,149
Long Term Debt - Less Current Portion	1,233,867	1,337,062
Net Pension Liability - Proportionment Share	145,764	324,593
Total Long-Term Liabilities	<u>2,472,716</u>	<u>2,575,888</u>
Total Liabilities	<u>3,592,021</u>	<u>6,455,866</u>
<b>Deferred Inflows of Resources - Pension</b>	<u>61,931</u>	<u>67,071</u>
<b>NET POSITION</b>		
Net Investment in Capital Assets	1,617,985	1,992,540
Unrestricted - Assigned	2,000,000	2,000,000
Unrestricted - Unassigned	2,563,324	2,627,792
Total Net Position	<u>\$ 6,181,309</u>	<u>\$ 6,620,332</u>

The accompanying notes are an integral part of these financial statements.

**ST. LAWRENCE COUNTY INDUSTRIAL DEVELOPMENT AGENCY**

**STATEMENTS OF REVENUES, EXPENSES, AND CHANGES IN NET POSITION  
FOR THE YEARS ENDED DECEMBER 31, 2017 AND 2016**

	<u>12/31/2017</u>	<u>12/31/2016</u>
<b>REVENUES</b>		
Program Revenues		
Rent Income - Massena Lot 17	\$ 15,400	\$ 24,800
Grant Income - Newton Falls Rail Repair	1,124,475	6,394,071
Rent Income - Potsdam Commerce Park	24,810	33,510
Grant Income - Canton Industrial Park	-	470,000
Rent Income - Canton Industrial Building	3,000	3,001
Interest Income - Loans	12,566	9,501
Interest Income - Banks	480	407
Grant Income - ALCOA Foundation	19,244	-
Grant Income - National Grid Marketing	-	25,000
Grant Income - J & L Project	410,620	110,262
Administration Fees	407,200	407,200
Pilot - Tamarack	-	17,724
Project Fees - CDC	149,566	364,225
Project Fees	20,000	5,950
Miscellaneous Income	100	-
Gain (Loss) on the Sale of Property	<u>(56,952)</u>	<u>-</u>
Total Revenues	<u>2,130,509</u>	<u>7,865,651</u>
<b>EXPENSES</b>		
Program Expenses		
Gouverneur Industrial Park	41	755
Massena - Lot 17	17,925	31,825
Newton Falls Rail Repair	1,152,894	6,400,988
Potsdam Commerce Park	28,850	26,316
Canton Industrial Park	1,505	382,490
Canton Industrial Building	81,276	74,513
Pilot - Tamarack	-	17,724
Project Expense - J & L	470,026	110,262
Project Expense - Newell Building	12,473	-
Other Program Expenses	45,822	30,565
Administrative Operating Expenses	<u>758,720</u>	<u>687,818</u>
Total Expenses	<u>2,569,532</u>	<u>7,763,256</u>
Excess (Deficiency) of Revenues Over Expenses	(439,023)	102,395
Changes in NYSLRS Pension Plan	<u>-</u>	<u>(33,592)</u>
<b>Change in Net Position</b>	(439,023)	68,803
<b>Net Position - Beginning of Year</b>	<u>6,620,332</u>	<u>6,551,529</u>
<b>Net Position - End of Year</b>	<u>\$ 6,181,309</u>	<u>\$ 6,620,332</u>

The accompanying notes are an integral part of these financial statements.

ST. LAWRENCE COUNTY INDUSTRIAL DEVELOPMENT AGENCY

STATEMENTS OF CASH FLOWS  
FOR THE YEARS ENDED DECEMBER 31, 2017 AND 2016

	<u>12/31/2017</u>	<u>12/31/2016</u>
<b>Cash Flows from Operating Activities</b>		
Cash Received from Others for Services and Grants	\$ 5,733,704	\$ 2,343,311
Cash Paid for Goods and Services	(2,389,818)	(6,054,319)
Cash Paid for Employee Services	(337,649)	(342,530)
Cash Paid for Employee Benefits	(155,033)	(158,559)
Net Cash Provided (Used) By Operating Activities	<u>2,851,204</u>	<u>(4,212,097)</u>
<b>Cash Flows from Investing Activities</b>		
Issuance of New Leases	(47,621)	-
Payments Received on Leases	119,173	63,301
Net Cash Provided (Used) By Investing Activities	<u>71,552</u>	<u>63,301</u>
<b>Cash Flows from Capital and Financing Activities</b>		
Purchase of Property and Equipment	(27,541)	(23,390)
Proceeds Received From Long-Term Debt	232,881	3,107,051
Payments Made on Long-Term Debt	(2,458,200)	(99,165)
Net Cash Provided (Used) By Financing Activities	<u>(2,252,860)</u>	<u>2,984,496</u>
<b>Net Increase (Decrease) in Cash and Cash Equivalents</b>	669,896	(1,164,300)
<b>CASH AND CASH EQUIVALENTS - Beginning of Year</b>	<u>1,230,779</u>	<u>2,395,079</u>
<b>CASH AND CASH EQUIVALENTS - END OF YEAR</b>	<u>\$ 1,900,675</u>	<u>\$ 1,230,779</u>
<b>Reconciliation of Net Income to Net Cash</b>		
<b>Provided by Operating Activities</b>		
Change in Net Position	\$ (439,023)	\$ 68,803
<b>Adjustments to Reconcile Net Income to</b>		
<b>Net Cash Provided By Operating Activities</b>		
Depreciation	99,292	102,014
Loss on Sale of Property	56,952	-
Transfer of Property	-	381,435
<b>Changes in Operating Assets and Liabilities</b>		
Accounts Receivable	27,209	10,211
Accrued Interest Receivable	82	(638)
Grants Receivable	3,539,195	(5,571,515)
Prepaid Expenses	6,733	(11,517)
Rental and Refundable Deposits	(1,000)	(4,700)
Accrued Expenses - Other	(618,305)	620,656
Deferred Revenue	(19,243)	44,302
Compensated Absences	13,897	(40,400)
Postemployment Benefits	164,955	156,146
Net Pension Liability	(178,829)	251,579
Net Deferred Outflows/Inflows	<u>199,289</u>	<u>(218,473)</u>
Net Cash Provided (Used) By Operating Activities	<u>\$ 2,851,204</u>	<u>\$ (4,212,097)</u>

The accompanying notes are an integral part of these financial statements.

**ST. LAWRENCE COUNTY INDUSTRIAL DEVELOPMENT AGENCY**

**NOTES TO FINANCIAL STATEMENTS  
DECEMBER 31, 2017**

**NOTE 1 - SUMMARY OF SIGNIFICANT ACCOUNTING POLICIES**

The financial statements of the St. Lawrence County Industrial Development Agency (Agency) have been prepared in conformity with generally accepted accounting principles (GAAP). Those principles are prescribed by the Governmental Accounting Standards Board (GASB), which is the accepted standard-setting body for establishing governmental accounting and financial reporting principles. Certain significant accounting principles and policies utilized by the Agency are described below.

**Reporting Entity**

The reporting entity of the Agency is based upon Criteria set forth by *GASB Statement 14, The Financial Reporting Entity*. The financial reporting entity consists of the primary government, organizations for which the primary government is financially accountable and other organizations for which the nature and significance of their relationship with the primary government are such that exclusion would cause the reporting entity's financial statements to be misleading or incomplete. The accompanying financial statements present the activities of the Agency.

**Nature of Organization**

The Agency is an industrial development agency duly established under Title 1, Article 18-A of the General Municipal Law of the State of New York and Chapter 358 of the Laws of 1971 of the State of New York, and is a corporate governmental agency constituting a public benefit corporation of the State of New York. The Agency is exempt from federal, state, and local income taxes.

**Measurement Focus and Basis of Accounting**

The Agency's financial statements are reported using the economic resources measurement focus and the accrual basis of accounting. Revenues are recorded when earned and expenses are recorded at the time liabilities are incurred, regardless of when the related cash transaction takes place. Non-exchange transactions, in which the Agency gives or receives value without directly receiving or giving equal value in exchange, may include grants and donations. On an accrual basis, revenue is recognized in the fiscal year for which the revenue is earned. Revenues from grants and donations are recognized in the fiscal year in which all eligibility requirements have been satisfied.

**Cash and Cash Equivalents**

For the purposes of reporting cash flows, cash and cash equivalents include cash on hand, amounts due from banks, and savings instruments with a maturity of less than three months.

ST. LAWRENCE COUNTY INDUSTRIAL DEVELOPMENT AGENCY

NOTES TO FINANCIAL STATEMENTS  
DECEMBER 31, 2017

NOTE 1 - SUMMARY OF SIGNIFICANT ACCOUNTING POLICIES (Continued)

**Allowance for Bad Debts**

The Agency has elected not to establish an allowance for bad debts since all receivables are deemed collectible. An allowance will be established when an event occurs in the future that would necessitate a reserve.

**Use of Estimates**

The preparation of financial statements in conformity with accounting principles generally accepted in the United States of America requires management to make estimates and assumptions that affect certain reported amounts and disclosures. Accordingly, actual results could differ from those estimates.

**Capital Assets**

Capital assets are reported at actual cost. Capitalization thresholds (the dollar value above which asset acquisitions are added to the capital asset accounts), depreciation methods, and estimated useful lives of capital assets reported in the Agency-wide statements are as follows:

	<u>Capitalization Threshold</u>	<u>Depreciation Method</u>	<u>Estimated Useful Life</u>
Buildings	\$ 5,000	Straight Line (SL)	40 years
Building Improvements	1,000	SL	10 years
Land Improvements	1,000	SL	3 years
Office Furniture and Equipment	1,000	SL	7 years
Automobiles	2,500	SL	5 years

**Deferred Revenue**

The Agency recognizes revenue when it is earned. Revenue associated with cash receipts received in advance from rental operations is deferred until the month they are earned.

**Vested Employee Benefits**

Agency employees are granted vacation and sick time in varying amounts based primarily on length of service. There are limits on the amount of time that can be either accrued and/or used during any one fiscal year. Also, in the event of certain terminations, some earned benefits may be forfeited.

ST. LAWRENCE COUNTY INDUSTRIAL DEVELOPMENT AGENCY

NOTES TO FINANCIAL STATEMENTS  
DECEMBER 31, 2017

NOTE 1 - SUMMARY OF SIGNIFICANT ACCOUNTING POLICIES (Continued)

**Vested Employee Benefits (Continued)**

Personal time and other forms of leave are specified in the Agency's Employee Handbook. Personal time must be utilized during a 12 month period that begins on the first day of the month the employee was hired. Personal time is non-cumulative from year to year. Any unused time at the end of the employee's anniversary year will be subject to forfeiture. Sick and vacation leave is cumulative from year to year with maximum accruals based on years of service as outlined in the employee handbook. Upon retirement, resignation, or death, employees may receive a payment for accrued vacation and personal time based on the employee's regular rate of pay. Upon retirement, employees may receive a medical insurance credit based on unused sick time accrued at the employee's regular rate of pay as outlined in the employee handbook. Consistent with *GASB Statement 16, Accounting for Compensated Absences*, an accrual for accumulated sick leave is included in the compensated absences liability at year-end. The compensated absences liability is calculated based on the pay rates in effect at year end.

Eligible Agency employees participate in the New York State and Local Employees Retirement System. In addition to providing pension benefits, the Agency participates in a health insurance program through St. Lawrence County which provides medical insurance coverage and survivor benefits for retired employees and their survivors. Substantially all of the Agency's employees may become eligible for these benefits if they reach normal retirement age while working for the Agency. Medical benefits are provided through a plan whose premiums are based on the benefits paid during the year. The Agency recognizes the cost of providing medical insurance by recording its share of insurance premiums as expenditures in the year paid.

**Postemployment Benefits Other Than Pensions (OPEB)**

In addition to providing the retirement benefits described in the Note above, the Agency provides post-employment health insurance coverage to its retired employees and their survivors. The payment of this benefit is not governed by any employment contract and is done at the discretion of the Agency Board. In 2004, the Governmental Accounting Standards Board (GASB) released *Statement No. 45 (GASB 45)* concerning health and other non-pension benefits for retired public employees. *GASB 45* was issued to provide more complete and reliable financial reporting regarding the costs and financing obligations that governments incur when they provide OPEB as part of employee compensation. In 2010, the Agency implemented *GASB 45*.

**Budgetary Procedures and Budgetary Accounting**

The Agency administration prepares a proposed budget for operations each year for approval by the Board of Directors. Appropriations are adopted at the program line item level as established by the adoption of the budget which constitutes a limitation on expenditures which may be incurred. Appropriations lapse at the end of the fiscal year unless expended. Budgets are adopted annually on a basis consistent with GAAP.



ST. LAWRENCE COUNTY INDUSTRIAL DEVELOPMENT AGENCY

NOTES TO FINANCIAL STATEMENTS  
DECEMBER 31, 2017

NOTE 1 - SUMMARY OF SIGNIFICANT ACCOUNTING POLICIES (Continued)

**Pension Accounting**

The Agency adopted the provisions of GASB Statement 68, *Accounting and Financial Reporting for Pension*. GASB Statement 68 replaces the requirements of GASB Statements Nos. 27 and 50 as they relate to pensions that are provided through pension plans administered as trusts or equivalent arrangements that meet certain criteria. This statement establishes standards for measuring and recognizing liabilities, deferred outflows of resources, deferred inflows of resources, and expenses. The employer liability is to be measured as the difference between the present values of projected benefit payments to be provided through the pension plan for past periods of service less the amount of the pension plan's fiduciary net position. Obligations for employers with cost sharing plans will be based on their proportionate share of contributions to the pension plan. The standard also requires enhanced note disclosures and schedules of required supplementary information that will be presented by the pension plans that are within its scope. In 2015, the Agency implemented *GASB 68*.

**Subsequent Events**

Management has reviewed and evaluated all events and transactions from January 1, 2018 through March 7, 2018, the date the financial statements were available to be issued, for possible disclosure and recognition in the financial statements. There were no events or transactions that existed which would provide additional pertinent information about conditions at the balance sheet date required to be recognized or disclosed in the accompanying financial statements.

NOTE 2 - NET POSITION CLASSIFICATION

Net Investment in Capital Assets - Consists of net capital assets (cost less accumulated depreciation) reduced by outstanding balances of related debt obligations from the acquisition, construction or improvements of those assets. The Agency had \$ 1,617,985 and \$ 1,992,540 invested in capital assets, net of related debt as of December 31, 2017 and 2016, respectively.

Unrestricted Net Position - Reports all other net assets that do not meet the definition of the above classification and are deemed to be available for general use by the Agency. The unrestricted net position has two classifications, Unassigned and Assigned. The Agency's unassigned net position was \$ 2,563,324 and \$ 2,627,792 as of December 31, 2017 and 2016, respectively. The assigned net position was \$ 2,000,000 for both December 31, 2017 and 2016. The Board of Directors designated the assigned net position of \$ 2,000,000 in 2001 for the purpose of assisting in the future solvency of the Agency.

**ST. LAWRENCE COUNTY INDUSTRIAL DEVELOPMENT AGENCY**

**NOTES TO FINANCIAL STATEMENTS  
DECEMBER 31, 2017**

**NOTE 3 - CASH AND INVESTMENTS**

The Agency's cash and cash equivalents consist of cash on hand, demand deposits, and short-term investments with original maturities of three months or less from date of acquisition. New York State law governs the Agency's investment policies. Resources must be deposited in FDIC insured commercial banks or trust companies located within the State. Permissible investments include obligations of the United States Treasury, United States Agencies, repurchase agreements and obligations of New York State or its localities. Collateral is required for demand and time deposits and certificates of deposit not covered by FDIC insurance. Investments, if any, are stated at fair value.

**NOTE 4 - LEASES RECEIVABLE**

The Agency carries leases receivable at cost. Balances at December 31, 2017 and 2016 are as follows:

Leases	Interest Rate	Maturity	Original Amount	Balance 2017	Balance 2016
High Peaks Winery (RBEG)	0.000%	08/01/2019	\$ 5,336	\$ -	\$ 1,778
Fockler Industries, LLC	2.650%	06/01/2017	92,790	-	17,139
LC Drives Corp. (RDBG)	0.000%	09/01/2024	47,621	45,920	-
North Country Grown (RBEG)	0.000%	03/01/2018	8,547	-	3,324
St. Lawrence Brewing	3.625%	12/01/2021	35,000	-	35,000
				<u>\$ 45,920</u>	<u>\$ 57,241</u>

Future maturities of the leases receivable are as follows:

	Lease Receivable
December 31, 2018	\$ 6,803
2019	6,803
2020	6,803
2021	6,803
2022	6,803
Thereafter	11,905
	<u>\$ 45,920</u>

All leases are considered collectible until all legal remedies have been exhausted.

**ST. LAWRENCE COUNTY INDUSTRIAL DEVELOPMENT AGENCY**

**NOTES TO FINANCIAL STATEMENTS  
DECEMBER 31, 2017**

**NOTE 5 - CAPITAL LEASES (LEASE-PURCHASE AGREEMENTS)**

The Agency leases buildings under two separate lease-purchase agreements. The Agency is the mortgage holder under these agreements and property title was transferred to the lessee at the time the lease originated. Balances at December 31, 2017 and 2016 are as follows:

<u>Capital Leases</u>	<u>Interest Rate</u>	<u>Original Date</u>	<u>Maturity Date</u>	<u>Original Amount</u>	<u>Balance 2017</u>	<u>Balance 2016</u>
Op-Tech	2.625%	07/01/2009	05/11/2024	\$ 540,000	\$ 262,137	\$ 298,722
New York Power Tools, Inc.	3.000%	07/01/2017	06/30/2027	350,000	323,354	-
					<u>\$ 585,491</u>	<u>\$ 298,722</u>

Future minimum lease payments under the capital lease are as follows:

December 31, 2018	\$ 65,259
2019	69,728
2020	71,700
2021	73,728
2022	75,814
Thereafter	<u>229,263</u>
	<u>\$ 585,492</u>

**NOTE 6 - CAPITAL ASSETS**

Capital asset balances and activity for the year ended December 31, 2017 is as follows:

<u>Capital Assets</u>	<u>Beginning Balance</u>	<u>Additions</u>	<u>Retirements</u>	<u>Ending Balance</u>
<b>Nondepreciable</b>				
Land	\$ 206,750	\$ -	\$ -	\$ 206,750
Land Improvements	251,593	-	-	251,593
Total nondepreciable historical cost	<u>458,343</u>	<u>-</u>	<u>-</u>	<u>458,343</u>
<b>Depreciable</b>				
Building and Improvements	3,477,790	27,541	507,238	2,998,093
Automotive Equipment	39,560	-	-	39,560
Office Equipment and Furnishings	27,096	-	-	27,096
Total depreciable historical cost	3,544,446	27,541	507,238	3,064,749
Less accumulated depreciation	572,037	99,292	103,285	568,044
Total depreciable historical cost, net	<u>2,972,409</u>			<u>2,496,705</u>
Total capital assets historical cost, net	<u>\$ 3,430,752</u>			<u>\$ 2,955,048</u>

ST. LAWRENCE COUNTY INDUSTRIAL DEVELOPMENT AGENCY

NOTES TO FINANCIAL STATEMENTS  
DECEMBER 31, 2017

NOTE 6 - CAPITAL ASSETS (Continued)

Depreciation expense was charged to activities as follows:

	<u>2017</u>	<u>2016</u>
Massena - Lot 17 Building	\$ 10,062	\$ 20,124
Potsdam Commerce Park Building	22,263	22,263
Canton Industrial Building	<u>58,128</u>	<u>54,686</u>
Total Depreciation Charged to Activities	90,453	97,073
Administrative Operating	<u>8,839</u>	4,941
Total Depreciation Expense	<u>\$ 99,292</u>	<u>\$ 102,014</u>

NOTE 7 - DEFERRED OUTFLOWS/INFLOWS OF RESOURCES

In addition to assets, the statement of financial position will sometimes report a separate section for deferred outflows of resources. This separate financial statement element, deferred outflows of resources, represents a consumption of net position that applies to a future period(s) and so will not be recognized as an outflow of resources (expense) until then.

In addition to liabilities, the statement of financial position will sometimes report a separate section for deferred inflows of resources. This separate financial statement element, deferred inflows of resources, represents an acquisition of net position that applies to a future period(s) and so will not be recognized as an inflow of resources (revenue) until that time.

The Agency has reported amounts in deferred outflows of resources and deferred inflow of resources related to their pension plan held by New York State and Local Employees' Retirement System.

ST. LAWRENCE COUNTY INDUSTRIAL DEVELOPMENT AGENCY

NOTES TO FINANCIAL STATEMENTS  
DECEMBER 31, 2017

NOTE 8 - PENSION PLANS

**Plan Description**

The St. Lawrence County Industrial Development Agency participates in the New York State and Local Employees' Retirement System (ERS) which, along with the New York State and Local Police and Fire Retirement System (PFRS), is collectively referred to as New York State and Local Retirement System (the System). These are cost-sharing multiple-employer defined benefit retirement systems. The net position of the System is held in the New York State Common Retirement Fund (the Fund), which was established to hold all net assets and record changes in fiduciary net position allocated to the System. The Comptroller of the State of New York serves as the trustee of the Fund and is the administrative head of the System. The Comptroller is an elected official determined in a direct statewide election and serves a four year term. Thomas P. DiNapoli has served as Comptroller since February 7, 2007. In November, 2014, he was elected for a new term commencing January 1, 2015. System benefits are established under the provisions of the New York State Retirement and Social Security Law (RSSL). Once a public employer elects to participate in the System, the election is irrevocable. The New York State Constitution provides that pension membership is a contractual relationship and plan benefits cannot be diminished or impaired. Benefits can be changed for future members only by enactment of a State statute. The Agency also participates in the Public Employees' Group Life Insurance Plan (GLIP), which provides death benefits in the form of life insurance. The System is included in the State's financial report as a pension trust fund. That report may be found at [www.osc.state.ny.us/retire/publications/index.php](http://www.osc.state.ny.us/retire/publications/index.php) or obtained by writing to the New York State and Local Retirement System, 110 State Street, Albany, NY 12244.

**Benefits Provided**

The System provides retirement benefits as well as death and disability benefits.

***Tiers 1 and 2***

Eligibility: Tier 1 members, with the exception of those retiring under special retirement plans, must be at least age 55 to be eligible to collect a retirement benefit. There is no minimum service requirement for Tier 1 members. Tier 2 members, with the exception of those retiring under special retirement plans, must have five years of service and be at least age 55 to be eligible to collect a retirement benefit. The age at which full benefits may be collected for Tier 1 is 55, and the full benefit for Tier 2 is 62.

ST. LAWRENCE COUNTY INDUSTRIAL DEVELOPMENT AGENCY

NOTES TO FINANCIAL STATEMENTS  
DECEMBER 31, 2017

NOTE 8 - PENSION PLANS (Continued)

*Tiers 1 and 2* (Continued)

Benefit Calculation: Generally, the benefit is 1.67 percent of final average salary for each year of service if the member retires with less than 20 years. If the member retires with 20 or more years of service, the benefit is 2 percent of final average salary for each year of service. Tier 2 members with five or more years of service can retire as early as age 55 with reduced benefits. Tier 2 members age 55 or older with 30 or more years of service can retire with no reduction in benefits. As a result of Article 19 of the RSSL, Tier 1 and Tier 2 members who worked continuously from April 1, 1999 through October 1, 2000 received an additional month of service credit for each year of credited service they have at retirement, up to a maximum of 24 additional months.

Final average salary is the average of the wages earned in the three highest consecutive years. For Tier 1 members who joined on or after June 17, 1971, each year of final average salary is limited to no more than 20 percent of the previous year. For Tier 2 members, each year of final average salary is limited to no more than 20 percent of the average of the previous two years.

*Tiers 3, 4, and 5*

Eligibility: Tier 3 and 4 members, with the exception of those retiring under special retirement plans, must have five years of service and be at least age 55 to be eligible to collect a retirement benefit. Tier 5 members, with the exception of those retiring under special retirement plans, must have ten years of service and be at least age 55 to be eligible to collect a retirement benefit. The full benefit age for Tiers 3, 4, and 5 is 62.

Benefit Calculation: Generally, the benefit is 1.67 percent of final average salary for each year of service if the member retires with less than 20 years. If a member retires with between 20 and 30 years of service, the benefit is 2 percent of final average salary for each year of service. If a member retires with more than 30 years of service, an additional benefit of 1.5 percent of final average salary is applied for each year of service over 30 years. Tier 3 and 4 members with five or more years of service and Tier 5 members with ten or more years of service can retire as early as age 55 with reduced benefits. Tier 3 and 4 members age 55 or older with 30 or more years of service can retire with no reduction in benefits.

Final average salary is the average of the wages earned in the three highest consecutive years. For Tier 3, 4, and 5 members, each year of final average salary is limited to no more than 10 percent of the average of the previous two years.

ST. LAWRENCE COUNTY INDUSTRIAL DEVELOPMENT AGENCY

NOTES TO FINANCIAL STATEMENTS  
DECEMBER 31, 2017

NOTE 8 - PENSION PLANS (Continued)

*Tier 6*

Eligibility: Tier 6 members, with the exception of those retiring under special retirement plans, must have ten years of service and be at least age 55 to be eligible to collect a retirement benefit. The full benefit age for Tier 6 is 63 for ERS members.

Benefit Calculation: Generally, the benefit is 1.67 percent of final average salary for each year of service if the member retires with less than 20 years. If a member retires with 20 years of service, the benefit is 1.75 percent of final average salary for each year of service. If a member retires with more than 20 years of service, an additional benefit of 2 percent of final average salary is applied for each year of service over 20 years. Tier 6 members with ten or more years of service can retire as early as age 55 with reduced benefits.

Final average salary is the average earned in the five highest consecutive years. For Tier 6 members, each year of final average salary is limited to no more than 10 percent of the average of the previous four years.

*Special Plans*

The 25 Year Plans allow a retirement after 25 years of service with a benefit of one-half of final average salary, and the 20 Year Plans allow a retirement after 20 years of service with a benefit of one-half of final average salary.

*Ordinary Disability Benefits*

Generally, ordinary disability benefits, usually one-third of salary, are provided to eligible members after ten years of service; in some cases, they are provided after five years of service.

*Accidental Disability Benefits*

For all eligible Tier 1 and Tier 2 ERS, the accidental disability benefit is a pension of 75 percent of final average salary, with an offset for any Workers' Compensation benefits received. The benefit for eligible Tier 3, 4, 5, and 6 members is the ordinary disability benefit with the years-of-service eligibility requirement dropped.

*Ordinary Death Benefits*

Death benefits are payable upon the death, before retirement, of a member who meets eligibility requirements as set forth by law. The first \$ 50,000 of an ordinary death benefit is paid in the form of group term life insurance. The benefit is generally three times the member's annual salary. For most members, there is also a reduced post-retirement ordinary death benefit available.

ST. LAWRENCE COUNTY INDUSTRIAL DEVELOPMENT AGENCY

NOTES TO FINANCIAL STATEMENTS  
DECEMBER 31, 2017

NOTE 8 - PENSION PLANS (Continued)

*Post-Retirement Benefit Increases*

A cost-of-living adjustment is provided annually to: (i) all pensioners who have attained age 62 and have been retired for five years; (ii) all pensioners who have attained age 55 and have been retired for ten years; (iii) all disability pensioners, regardless of age, who have been retired for five years; (iv) ERS recipients of an accidental death benefit, regardless of age, who have been receiving such benefit for five years and (v) the spouse of a deceased retiree receiving a lifetime benefit under an option elected by the retiree at retirement. An eligible spouse is entitled to one-half the cost-of-living adjustment amount that would have been paid to the retiree when the retiree would have met the eligibility criteria. This cost-of-living adjustment is a percentage of the annual retirement benefit of the eligible member as computed on a base benefit amount not to exceed \$ 18,000 of the annual retirement benefit. The cost-of-living percentage shall be 50 percent of the annual Consumer Price Index as published by the U.S. Bureau of Labor, but cannot be less than 1 percent or exceed 3 percent.

**Contributions**

The system is noncontributory except for employees who joined the New York State and Local Employees' Retirement after July 27, 1976, who contribute 3 percent of their salary for the first ten years of membership, and employees who joined on or after January 1, 2010 (ERS) who generally contribute 3 percent of their salary for their entire length of service. For Tier 6 members, the contribution rate varies from 3 percent to 6 percent depending on salary. Generally, Tier 5 and 6 members are required to contribute for all years of service. Under the authority of the NYSRSSL, the Comptroller annually certifies the actuarially determined rates expressly used in computing the employers' contributions based on salaries paid during the Systems' fiscal year ending March 31.

Contributions for the current year and two preceding years were equal to 100 percent of the contributions required, and were as follows:

2017	\$	55,996
2016		74,013
2015		81,609



ST. LAWRENCE COUNTY INDUSTRIAL DEVELOPMENT AGENCY

NOTES TO FINANCIAL STATEMENTS  
DECEMBER 31, 2017

NOTE 8 - PENSION PLANS (Continued)

**Pension Liabilities, Pension Expense, and Deferred Outflows of Resources  
and Deferred Inflows of Resources Related to Pensions**

At December 31, 2017, the Agency reported a liability of \$ 145,764 for its proportionate share of the net pension liability. The net pension liability was measured as of March 31, 2017, and the total pension liability used to calculate the net pension liability was determined by an actuarial valuation as of that date. The Agency's portion of the net pension liability is based on a projection of the Agency's long-term share of contributions to the pension plan relative to the projected contributions of all participating members, actuarially determined.

At December 31, 2017, the Agency's proportionate share was \$ 145,764, which was a decrease of \$ 178,829 from its proportion measured as of March 31, 2017.

For the year ended December 31, 2017, the Agency recognized pension expense of \$ 70,228. At December 31, 2017, the Agency reported deferred outflows of resources and deferred inflows of resources related to pensions from the following sources:

	<u>Deferred Outflows of Resources</u>	<u>Deferred Inflows of Resources</u>
Differences between Expected and Actual Experience	\$ 3,653	\$ 22,135
Change of Assumptions	49,798	-
Net Difference between Projected and Actual Earnings on Pension Plan Investments	29,115	-
Changed in Proportion and Differences between Employer Contribution and Proportionate Share of Contributions	-	39,796
Employer Contributions Subsequent to the Measurement Date	<u>49,766</u>	<u>-</u>
Total	<u>\$ 132,332</u>	<u>\$ 61,071</u>

The \$ 49,766 reported as deferred outflows of resources related to pensions resulting from the Agency contributions subsequent to the measurement date will be recognized as a reduction of the net pension liability in the year ended December 31, 2018. Other amounts reported as deferred outflows of resources and deferred inflows of resources related to pensions will be recognized in pension expense as follows:

March 31, 2018	\$ 14,321
2019	14,321
2020	16,454
2021	<u>(24,461)</u>
	<u>\$ 20,635</u>

**ST. LAWRENCE COUNTY INDUSTRIAL DEVELOPMENT AGENCY**

**NOTES TO FINANCIAL STATEMENTS  
DECEMBER 31, 2017**

**NOTE 8 - PENSION PLANS (Continued)**

**Actuarial Assumptions**

The total pension liability at March 31, 2017 was determined by using an actuarial valuation as of April 1, 2016, with update procedures to roll forward the total pension liability to March 31, 2017. The actuarial valuation used the following actuarial assumptions:

	<u>ERS</u>
Inflation	2.50%
Salary Increase	3.80%
Investment Rate of Return (Net of Investment Expense, including Inflation)	7.00%

Annuitant mortality rates are based on April 1, 2010 – March 31, 2015 System experience with adjustments for mortality improvements based on the Society of Actuaries' Scale MP-2014.

The actuarial assumptions used in the April 1, 2016 valuation are based on the results of an actuarial experience study for the period April 1, 2010 – March 31, 2015.

The long term expected rate of return on pension plan investments was determined in accordance with Actuarial Standard of Practice (ASOP) No. 27, Selection of Economic Assumptions for Measuring Pension Obligations. ASOP No. 27 provides guidance on the selection of an appropriate assumed investment rate of return. Consideration was given to expected real rates of return (expected returns, net of pension plan investment expense and inflation) for equities and fixed income as well as historical investment data and plan performance.

Best estimates of arithmetic real rates of return for each major asset class included in the target asset allocation as of March 31, 2017 are summarized below:

<u>Asset Class</u>	<u>Long-Term Expected Real Rate of Return</u>
Domestic Equity	36.0%
International Equity	14.0%
Private Equity	10.0%
Real Estate	10.0%
Absolute Return Strategies	2.0%
Opportunistic Funds	3.0%
Real Assets	3.0%
Bonds and Mortgages	17.0%
Cash	1.0%
Inflation-Indexed Bonds	4.0%
	<u>100.0%</u>

**ST. LAWRENCE COUNTY INDUSTRIAL DEVELOPMENT AGENCY**

**NOTES TO FINANCIAL STATEMENTS  
DECEMBER 31, 2017**

**NOTE 8 - PENSION PLANS (Continued)**

**Discount Rate**

The discount rate used to calculate the total pension liability was 7.0%. The projection of cash flows used to determine the discount rate assumes that contributions from plan members will be made at the current contribution rates and that contributions from employers will be made at statutorily required rates, actuarially. Based upon the assumptions, the System's fiduciary net position was projected to be available to make all projected future benefit payments of current plan members. Therefore the long term expected rate of return on pension plan investments was applied to all periods of projected benefit payments to determine the total pension liability.

**Sensitivity of the Proportionate Share of the Net Pension Liability to the Discount Rate Assumption**

The following presents Agency's proportionate share of the net position liability calculated using the discount rate of 7.0%, as well as what the Agency's proportionate share of the net pension liability would be if it were calculated using a discount rate that is 1 percentage point lower (6.0%) or 1 percentage point higher (8.0%) than the current rate:

	<u>Decrease (6.0%)</u>	<u>Assumption (7.0%)</u>	<u>Increase (8.0%)</u>
Employer's Proportionate Share of the Net Pension Liability (Asset)	\$ 465,540	\$ 145,764	\$ (124,607)

**Pension Plan Fiduciary Net Position**

The components of the current-year net pension liability of the employers as of March 31, 2017, were as follows:

	<u>Employees Retirement System (Dollars in Thousands)</u>	
Employer' Total Pension Liability	\$	177,400,586
Plan Net Position		<u>168,004,363</u>
Employers' Net Pension Liability	\$	<u>9,396,223</u>
Ration of Plan Net Position to the Employers Total Pension Liability		94.7%

ST. LAWRENCE COUNTY INDUSTRIAL DEVELOPMENT AGENCY

NOTES TO FINANCIAL STATEMENTS  
DECEMBER 31, 2017

NOTE 9 - OTHER POSTEMPLOYMENT BENEFITS (OPEB)

Other Postemployment Benefit expense for the year ended December 31, 2017 amounted to \$ 164,955. At December 31, 2017, the postemployment benefit liability amounted to \$ 910,104.

For OPEB purposes, the participant valuation date is January 1, 2016. The number of participants as of that date is as follows:

Active Employees	6
Retired Employees	1
Spouses of Retired Employees	-
Total Participants	<u>7</u>

Funding Policy – The Agency currently pays for post-retirement health care benefits on a pay-as-you-go basis. These financial statements assume that pay-as-you-go funding will continue. Other Postemployment Benefit expense for the year ended December 31, 2017 amounted to \$ 164,955.

A summary of the actuarial assumptions and calculated results follows:

<b>Benefit Obligations and Normal Cost</b>	
Actuarial Accrued Liability (AAL)	\$ <u>1,567,095</u>
Normal Cost for a Fiscal Year	93,528
Amortization of Unfunded UAAL	<u>105,480</u>
Annual Required Contribution	\$ <u>199,008</u>
<b>Annual OPEB and Net OPEB Obligation</b>	
Annual Required Contribution	\$ 199,008
Interest on Net OPEB Obligation	29,806
Adjustment to Annual Required Contribution	<u>(48,226)</u>
Annual OPEB Cost (Expense)	180,588
Less:	
Contribution Made to Plan During Fiscal Year	<u>15,633</u>
Increase in Net OPEB Obligation	164,955
Net OPEB Obligation - Beginning of Year	<u>745,149</u>
Expected Net OPEB Obligation - End of Year	\$ <u>910,104</u>
Actuarial Methods and Assumptions	
Discount Rate	4.0%

**ST. LAWRENCE COUNTY INDUSTRIAL DEVELOPMENT AGENCY**

**NOTES TO FINANCIAL STATEMENTS  
DECEMBER 31, 2017**

**NOTE 10 - LONG-TERM LIABILITIES**

**Greater Massena Economic Development Fund (GMEDF):** On May 31, 2002, the Agency adopted Resolution # 02-05-35, authorizing the application to the GMEDF for a loan to assist in the financing to expand the Fifth Massena Industrial Building and to also construct the Sixth Massena Industrial Building. The structure of project financing follows:

Empire State Development	\$ 400,000
Senator Raymond Meier Member Item	100,000
GMEDF	600,000
IDA Cash Equity	<u>935,000</u>
Total	<u>\$ 2,035,000</u>

**St. Lawrence County Industrial Development Agency Local Development Corporation (Canton Industrial Building):** On December 4, 2014, the Agency closed a \$ 1,400,000 loan from the SLCIDA-LDC consisting of \$ 700,000 from the River Valley Redevelopment Agency loan fund and \$ 700,000 from the SLCIDA-LDC revolving loan fund to finance some of the construction costs of the Canton Industrial Building. The Agency mortgaged the property to the SLCIDA-LDC as security for the loan. The River Valley Redevelopment Agency portion of the loan has a 7 year repayment with a 20 year amortization with an interest rate of 1%. The remaining portion of the loan has a 30 year amortization with an interest rate of ½ of 1%.

**Various Lending Agencies (Newton Falls Rail Rehabilitation Project):** During 2017 and 2016, through various resolutions, the Board approved the following loans from NBT Bank, River Valley Redevelopment Agency (SLRVRA), and Development Authority of the North Country (DANC) to provide gap funding necessary for the rail rehabilitation project. The structure of project financing follows:

2016 - NBT (\$ 3,500,000 line of credit)	\$ 857,051
2016 - SLRVRA	750,000
2016 - DANC - Loan 1	750,000
2016 - DANC - Loan 2	<u>750,000</u>
Total	<u>\$ 3,107,051</u>

Long-term liabilities as of December 31, 2017 and 2016 consisted of the following:

Holder	Interest Rate	Maturity	Original Amount	Balance 2017	Balance 2016
GMEDF - GM Vendor	3.375%	12/01/19	\$ 600,000	\$ 98,778	\$ 145,614
SLCIDA-SLRVRA - Canton Industrial Building	1.000%	11/01/21	700,000	603,662	636,081
SLCIDA-LDC - Canton Industrial Building	0.500%	11/01/44	700,000	634,623	656,516
NBT - Rail - Line of Credit of up to \$ 3,500,000	3.750%	09/30/17	857,051	-	857,051
SLCIDA-SLRVRA - Rail	1.500%	09/30/17	750,000	750,000	750,000
DANC - Rail Loan 1	1.500%	05/01/17	750,000	-	750,000
DANC - Rail Loan 2	1.500%	06/01/17	750,000	-	750,000
DANC - J & L Loan	1.000%	10/02/18	232,881	232,881	-
				<u>\$ 2,319,944</u>	<u>\$ 4,545,262</u>

**ST. LAWRENCE COUNTY INDUSTRIAL DEVELOPMENT AGENCY**

**NOTES TO FINANCIAL STATEMENTS  
DECEMBER 31, 2017**

**NOTE 10 - LONG-TERM LIABILITIES (Continued)**

Future maturities of long-term debt are projected as follows:

	<u>Principal</u>	<u>Interest</u>
December 31, 2018	\$ 1,086,077	\$ 19,298
2019	105,516	9,492
2020	55,630	8,128
2021	56,077	7,681
2022	56,527	7,230
2023 - 2027	289,539	29,247
2028 - 2032	301,422	17,364
2033 - 2037	196,190	6,652
2038 - 2042	122,808	2,822
2043 - 2045	<u>50,158</u>	<u>263</u>
	<u>\$ 2,319,944</u>	<u>\$ 108,177</u>

**NOTE 11 - INDUSTRIAL REVENUE BOND ISSUES**

At the date of these financial statements, the Agency had participated in fifty such bond issues in the total original issue amount of \$ 755,610,700. These issues were made at various times between February 1973 and December 31, 2017. These issues are not reflected in the financial statements since they are considered to be special obligations of the Agency having no claim on the general assets or general funds of the Agency.

**NOTE 12 - ST. LAWRENCE COUNTY IDA LOCAL DEVELOPMENT CORPORATION**

On April 29, 1986, the Agency created a Local Development Corporation known as the St. Lawrence County Industrial Development Agency Local Development Corporation (SLCIDA-LDC). St. Lawrence County assigned all of the loan repayments from certain County Community Development Block Grant (CDBG) Projects to the Agency for the purpose of establishing a county wide revolving loan fund. Upon the formation of the SLCIDA-LDC, the SLCIDA assigned all of its rights in the CDBG assignment to the SLCIDA-LDC for collection and administration.

**NOTE 13 - MASSENA LOT 17 AND MASSENA LOT 20 BUILDINGS**

In 2005, the Agency acquired the Massena Lots 17 and 20 buildings as part of a loan settlement agreement with Michele Audio Corporation of America.

In 2009, the Agency entered into a 15 year lease/purchase agreement with OP-Tech Environmental Services, Inc. for the Lot 20 industrial building at the lease/purchase price of \$ 540,000.

**ST. LAWRENCE COUNTY INDUSTRIAL DEVELOPMENT AGENCY**

**NOTES TO FINANCIAL STATEMENTS  
DECEMBER 31, 2017**

**NOTE 13 - MASSENA LOT 17 AND MASSENA LOT 20 BUILDINGS (Continued)**

In 2014, after Media Accessories.Com, Inc. defaulted on its lease/purchase agreement for the Agency's Lot 17 building in the Massena Industrial Park, the Agency terminated its contract with the company and resumed full ownership of the property. The Agency assumed on a month-to-month basis the lease that NY Power Tools had in place with Media Accessories.com, Inc. In July 2017, the Agency entered into a 10 year lease/purchase with NY Power Tools Inc. for Lot 17 industrial building at the lease/purchase price of \$ 350,000.

**NOTE 14 - CANTON INDUSTRIAL PARK**

By Resolution # IDA-12-12-49 dated December 11, 2012, the Agency assigned a value of \$ 166,250 to the land that constitutes the Canton Industrial Park (CIP) which had been donated to the Agency by St. Lawrence County in 2011. In 2012, the Agency applied for and was awarded funds through New York State's Regional Economic Development program to build out the infrastructure of the CIP. In April 2013, the Agency executed an Incentive Proposal issued by Empire State Development (ESD) under which ESD committed to grant up to \$ 470,000 to the Agency for site preparation, including roads, water, and sewer in the CIP. In late 2013, the Agency began to make such improvements; they were substantially completed in 2014. In 2016, the Agency received a final grant award of \$ 470,000 from Empire State Development.

**NOTE 15 - ST. LAWRENCE COUNTY IDA CIVIC DEVELOPMENT CORPORATION**

On January 7, 2010, a resolution was passed by the Agency that authorized staff to pursue the creation of a local development corporation to assist 501(c)(3) organizations in financing much-needed construction and expansion projects. The expiration of Civic Facilities Bond legislation had severely inhibited the ability of local industrial development agencies to assist 501(c)(3) organizations in financing much-needed construction and expansion projects. On April 13, 2010, the St. Lawrence County Industrial Development Agency Civic Development Corporation (SLCIDA-CDC) was created for this purpose.

**NOTE 16 - NEWTON FALLS SECONDARY LINE**

On December 23, 1991, the Agency took title to the St. Lawrence County portion of the 46.25 mile Newton Falls Secondary Line (the "Railroad"). In May of 2012, the Agency and the Mohawk Adirondack & Northern (MA&N) executed an operating agreement under which the Agency's ownership of the Railroad was confirmed and which structured the Agency's lease of the Railroad to MA&N and set conditions under which MA&N might take future ownership of the Railroad.

**ST. LAWRENCE COUNTY INDUSTRIAL DEVELOPMENT AGENCY**

**NOTES TO FINANCIAL STATEMENTS  
DECEMBER 31, 2017**

**NOTE 16 - NEWTON FALLS SECONDARY LINE (Continued)**

On October 25, 2012, the Agency executed an Incentive Proposal issued by Empire State Development (ESD) (originally dated March 7, 2012 and revised on September 7, 2012) under which ESD committed to grant up to \$ 9,972,000 to the Agency to rehabilitate the entire Railroad. The Incentive Proposal split the grant into two phases – Phase 1 amounting up to \$ 1,300,000 to be used for pre-construction costs that would enable the Agency to clear the line, appraise the repairs required, and prepare specifications and bid documents; Phase 2 amounting up to \$ 8,672,000 to be used for the actual rehabilitation work.

Beginning after October 25, 2012, the Agency began incurring expenses for the Phase 1 pre-construction costs and by December 31, 2015, the pre-construction phase was complete with cumulative costs totaling \$ 1,316,129. On February 7, 2014, the Urban Development Corporation, acting on behalf of ESD, sent the Agency an executed Grant Disbursement Agreement which structured the Phase 1 grant process and authorized the Agency to request reimbursement for pre-construction expenses dating back to October 25, 2012. Total reimbursements received by the Agency pursuant to the Phase 1 Grant Disbursement Agreement totaled \$ 1,300,000.

Phase 2 of the project began in 2016 and was substantially completed in 2017. During 2016 and 2017, cumulative rehabilitation costs totaled \$ 7,518,546 while grant reimbursement totaled \$ 5,466,917. The Agency expects to receive full grant reimbursement in 2018.

**NOTE 17 - RECOGNITION OF CERTAIN GRANT REVENUE AND EXPENDITURES**

Occasionally the Agency (as “grantee”) applies for and receives grants from government agencies and other organizations. These grants are usually “reimbursement grants”, i.e., the monies from the grants are only paid to the grantee as reimbursements after the grantee has documented to the grantor that the grantee has achieved defined benchmarks, paid out required funds, and otherwise complied with all other required grant conditions. Projects in which such grants are involved often span several fiscal years and long delays in the reimbursement process are frequent. Consequently, in cases involving reimbursement grants, the Agency does not accrue expected grant revenue or receivables until it has complied with the conditions of the grant agreement(s) and submitted the necessary documentation that will trigger the payment process. Until such documentation has been submitted, and accepted, the grantor still has substantial discretion to deny or reduce payment. Accordingly, at year end the Agency does not accrue any revenues/expenses or receivables/payables associated with items to be paid out for future grant reimbursement unless the Agency is satisfied that it has complied with all grant reimbursement eligibility requirements. These items are usually paid out in the subsequent period and will be recorded as project expenses. There were no such reimbursement grants active as of December 31, 2017.



**ST. LAWRENCE COUNTY INDUSTRIAL DEVELOPMENT AGENCY**

**NOTES TO FINANCIAL STATEMENTS  
DECEMBER 31, 2017**

**NOTE 17 - RECOGNITION OF CERTAIN GRANT REVENUE AND EXPENDITURES (Continued)**

From time to time, the Agency will act as a “grantor” in a “pass through” capacity only where it applies for grants on behalf of other entities and then in turn acts as the official “grantor”. Since these grants are also reimbursement grants, the Agency has adopted the same policy as stated above when acting as a “pass through grantor”. As of December 31, 2017, there were no active grants of this nature.

**NOTE 18 - CONCENTRATION OF CREDIT RISK**

At December 31, 2017, the Agency had bank balances totaling \$ 4,732,351. A combination of federal depository insurance and securities pledged and held by the banks fully covered the cash balances.

**NOTE 19 - RELATED PARTY TRANSACTIONS**

The Agency is related to the following entities through:

- St. Lawrence County Industrial Development Agency Civic Development Corporation (SLCIDA-CDC)
  - Common Board Membership and Officers
- St. Lawrence County Industrial Development Agency Local Development Corporation (SLCIDA-LDC)
  - Common Board Membership, Officers and Program Administrative Agreements
- Greater Massena Economic Development Fund (GMEDF)
  - Program Administrative Agreements

In 2017 and 2016, SLCIDA-CDC paid SLCIDA \$ 149,566 and \$ 364,225, respectively. This amount represents one-half of the bond fees received by SLCIDA-CDC in 2017 and 2016. There are no restrictions on the payment and the payment was made in accordance with enabling legislation and in accordance with resolution CDC-10-10-17, passed on October 10, 2010. This resolution adopted a policy which authorized the transfer to the St. Lawrence County Industrial Development Agency 50% of any and all Project/Bond Fees the Corporation receives.

The SLCIDA-CDC paid SLCIDA \$ 23,141 in 2017 for building project improvements undertaken in the Canton Industrial Building.

The SLCIDA-LDC, GMEDF, and SLRVRA have loaned funds to the Agency. Information on these loans can be found in Note 10 of these financial statements.

Administrative fees paid by SLCIDA-LDC to the Agency totaled \$ 200,000 for both 2017 and 2016.

Administrative fees paid by GMEDF to the Agency totaled \$ 7,200 for both 2017 and 2016.

**REQUIRED SUPPLEMENTARY INFORMATION**

**ST LAWRENCE COUNTY INDUSTRIAL DEVELOPMENT AGENCY**

**SCHEDULE OF PROPORTIONATE SHARE OF THE NET PENSION LIABILITY  
NYSLRS PENSION PLAN**

	<u>2017</u>	<u>2016</u>	<u>2015</u>
Employer's Proportion of the			
Net Pension Liability (Asset)	0.0015513%	0.0020224%	0.0021613%
Employer's Proportionate Share of the			
Net Pension Liability (Asset)	\$ 145,764	\$ 324,593	\$ 73,014
Employer's Covered-Employee Payroll	\$ 337,649	\$ 342,530	\$ 376,838
Employer's Proportionate Share of the			
Net Pension Liability (Asset) as a Percentage			
of its Covered-Employee Payroll	43.17%	94.76%	19.38%
Plan Fiduciary Net Position as a Percentage			
of the Total Pension Liability	94.7%	90.7%	97.9%

*Schedule is intended to show information for 10 years. Additional years will be displayed as they become available.*

**SCHEDULE OF LOCAL GOVERNMENT CONTRIBUTIONS  
NYSLRS PENSION PLAN**

	<u>2017</u>	<u>2016</u>	<u>2015</u>
Contractually Required Contribution	\$ 49,766	\$ 55,996	\$ 74,013
Contributions in Relation to the Contractually			
Required Contribution	<u>49,766</u>	<u>55,996</u>	<u>74,013</u>
Contribution Deficiency (Excess)	<u>\$ -</u>	<u>\$ -</u>	<u>\$ -</u>
Employer's Covered-Employee Payroll	\$ 337,649	\$ 342,530	\$ 376,838
Contribution as a Percentage of			
Covered-Employee Payroll	14.74%	16.35%	19.64%

*Schedule is intended to show information for 10 years. Additional years will be displayed as they become available.*

**SUPPLEMENTARY INFORMATION**

ST. LAWRENCE COUNTY INDUSTRIAL DEVELOPMENT AGENCY

SCHEDULES OF REVENUES AND EXPENSES BY PROJECT  
FOR THE YEARS ENDED DECEMBER 31, 2017 AND 2016

2017						
	Gouverneur Industrial Park	Massena Lot 17	Newton Falls Rail Repair	Potsdam Commerce Park	Canton Industrial Park	Canton Industrial Building
<b>OPERATING REVENUES</b>						
Rental Income	\$ -	\$ 15,400	\$ -	\$ 24,810	\$ -	\$ 3,000
Other Income	-	-	1,124,475	-	-	-
Total Income	-	15,400	1,124,475	24,810	-	3,000
<b>OPERATING EXPENSES</b>						
Insurance	41	4,875	-	3,249	885	5,059
Interest	-	-	23,297	-	-	9,409
Maintenance	-	527	-	2,017	-	1,826
Miscellaneous	-	1,278	-	1,150	620	92
Rehabilitation Project	-	-	1,129,597	-	-	-
Utilities	-	1,183	-	171	-	6,762
Total Operating Expenses	41	7,863	1,152,894	6,587	1,505	23,148
<b>NON-OPERATING EXPENSES</b>						
Depreciation	-	10,062	-	22,263	-	58,128
Total Expenses	41	17,925	1,152,894	28,850	1,505	81,276
Excess of Revenues Over Expenses	\$ (41)	\$ (2,525)	\$ (28,419)	\$ (4,040)	\$ (1,505)	\$ (78,276)

2016						
	Gouverneur Industrial Park	Massena Lot 17	Newton Falls Rail Repair	Potsdam Commerce Park	Canton Industrial Park	Canton Industrial Building
<b>OPERATING REVENUES</b>						
Rental Income	\$ -	\$ 24,800	\$ -	\$ 33,510	\$ -	\$ 3,001
Other Income	-	-	6,394,071	-	470,000	-
Total Income	-	24,800	6,394,071	33,510	470,000	3,001
<b>OPERATING EXPENSES</b>						
Accounting	-	-	1,800	-	-	-
Insurance	50	4,758	-	3,057	1,055	5,201
Interest	-	-	10,239	-	-	9,841
Maintenance	705	5,498	-	996	-	2,958
Property Transfer	-	-	-	-	381,435	-
Rehabilitation Project	-	-	6,388,949	-	-	-
Utilities	-	1,445	-	-	-	1,827
Total Operating Expenses	755	11,701	6,400,988	4,053	382,490	19,827
<b>NON-OPERATING EXPENSES</b>						
Depreciation	-	20,124	-	22,263	-	54,686
Total Expenses	755	31,825	6,400,988	26,316	382,490	74,513
Excess of Revenues Over Expenses	\$ (755)	\$ (7,025)	\$ (6,917)	\$ 7,194	\$ 87,510	\$ (71,512)

**ST. LAWRENCE COUNTY INDUSTRIAL DEVELOPMENT AGENCY**

**SCHEDULES OF ADMINISTRATIVE OPERATING EXPENSES  
FOR THE YEARS ENDED DECEMBER 31, 2017 AND 2016**

	<u>12/31/2017</u>	<u>12/31/2016</u>
<b>OPERATING EXPENSES</b>		
Salaries and Wages	\$ 351,546	\$ 302,130
Employee Benefits	151,555	134,014
Payroll Taxes	23,940	24,545
OPEB Expense	164,955	156,146
Accounting/Audit	7,188	5,938
Data Processing Services	5,534	4,144
Depreciation	8,839	4,941
Insurance	8,907	8,533
Interest Expense	4,064	5,621
Legal Fees	9,324	17,263
Meetings	808	819
Miscellaneous	176	158
Office Supplies and Postage	4,666	4,967
Payroll Fees	1,461	3,518
Printing and Copying	175	431
Professional Associations	313	175
Rent and Maintenance	1,386	1,649
Subscriptions and Periodicals	512	537
Telephone	7,264	7,009
Utilities	4,115	3,975
Vehicle Repairs and Maintenance	<u>1,992</u>	<u>1,305</u>
 Total Operating Expenses	 <u>\$ 758,720</u>	 <u>\$ 687,818</u>



Pinto·Mucenski·Hooper  
Van House & Co.  
Certified Public Accountants, P.C.

301 Ford Street  
P.O. Box 327  
Ogdensburg, NY 13669  
(315) 393-7502  
Fax: (315) 393-9231  
[www.pmhvcpa.com](http://www.pmhvcpa.com)

**INDEPENDENT AUDITOR'S REPORT ON INTERNAL CONTROL OVER  
FINANCIAL REPORTING AND ON COMPLIANCE AND OTHER MATTERS  
BASED ON AN AUDIT OF FINANCIAL STATEMENTS PERFORMED  
IN ACCORDANCE WITH *GOVERNMENT AUDITING STANDARDS***

Board of Directors  
St. Lawrence County Industrial Development Agency  
Canton, New York

We have audited, in accordance with auditing standards generally accepted in the United States of America and the standards applicable to financial audits contained in *Government Auditing Standards*, issued by the Comptroller General of the United States, the financial statements of the business-type activities of the St. Lawrence County Industrial Development Agency (Agency) as of and for the year ended December 31, 2017, and the related notes to the financial statements, which collectively comprise the Agency's basic financial statements, and have issued our report thereon dated March 7, 2018.

**Internal Control over Financial Reporting**

In planning and performing our audit of the financial statements, we considered the Agency's internal control over financial reporting (internal control) to determine the audit procedures that are appropriate in the circumstances for the purpose of expressing our opinions on the financial statements, but not for the purpose of expressing an opinion on the effectiveness of the Agency's internal control. Accordingly, we do not express an opinion on the effectiveness of the Agency's internal control.

A *deficiency in internal control* exists when the design or operation of a control does not allow management or employees, in the normal course of performing their assigned functions, to prevent, or detect and correct, misstatements on a timely basis. A *material weakness* is a deficiency, or a combination of deficiencies, in internal control, such that there is a reasonable possibility that a material misstatement of the entity's financial statements will not be prevented, or detected and corrected on a timely basis. A *significant deficiency* is a deficiency, or a combination of deficiencies, in internal control that is less severe than a material weakness, yet important enough to merit attention by those charged with governance.


Our consideration of internal control was for the limited purpose described in the first paragraph of this section and was not designed to identify all deficiencies in internal control that might be material weaknesses or, significant deficiencies. Given these limitations, during our audit we did not identify any deficiencies in internal control that we consider to be material weaknesses. However, material weaknesses may exist that have not been identified.

## Compliance and Other Matters

As part of obtaining reasonable assurance about whether the Agency's financial statements are free of material misstatement, we performed tests of its compliance with certain provisions of laws, regulations, contracts, and grant agreements, noncompliance with which could have a direct and material effect on the determination of financial statement amounts. However, providing an opinion on compliance with those provisions was not an objective of our audit, and accordingly, we do not express such an opinion. The results of our tests disclosed no instances of noncompliance or other matters that are required to be reported under *Government Auditing Standards*.

## Purpose of this Report

The purpose of this report is solely to describe the scope of our testing of internal control and compliance and the results of that testing, and not to provide an opinion on the effectiveness of the entity's internal control or on compliance. The report is an integral part of an audit performed in accordance with *Government Auditing Standards* in considering the entity's internal control and compliance. Accordingly, this communication is not suitable for any other purpose.

  
Prato Mucenski Hooper Van House & Co.  
Certified Public Accountants, P.C.

March 7, 2018